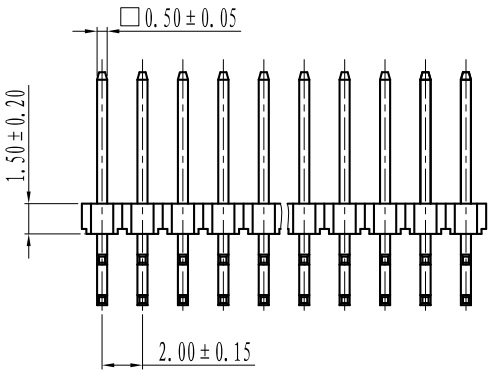

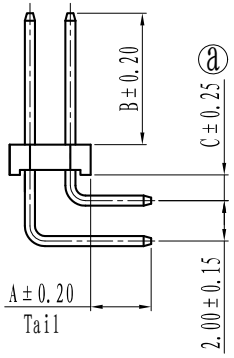

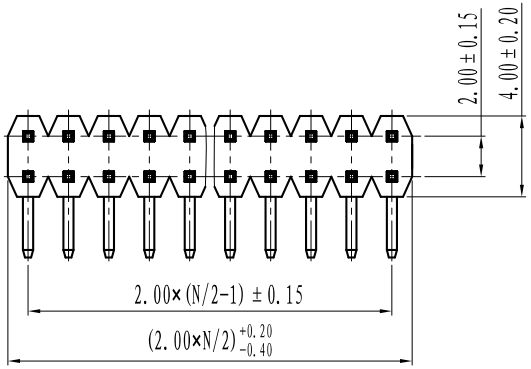

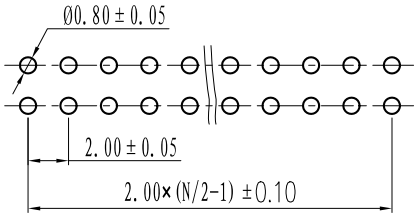

PCB LAYOUT

ⓐPerformance characteristics:

1. Main body part material
   Insulator: see spec list
   Contact terminal: brass, 1.27μm Ni under plated,
   outer plating see spec list
2. Electrical requirements:
   Current rating: 2 A
   Contact resistance: ≤20 mΩ
   Insulation resistance: ≥1000 MΩ
   Withstanding voltage: 500 Vr.m.s, 1ma, 60s
3. Mechanical requirements
   Retention: ≥4.5 N/pin
4. Environment specification
   Working temperature: -55℃~+125℃
   Humidity: ≤93% at 40℃
   Resistance to soldering heat: 245℃±5℃, 10s(PBT insulator)
   260℃±5℃, 10s(LCP insulator)
5. Packing & storing
   Method of packing: plastic bag, outer box
   Storing condition: temperature of -10℃~+40℃
   below 80% relative humidity
6. Style of installation: solder pcb installation
7. To prevent the pollution of the environment product info
   RoHS agreement: In line with the european union RoHS.

1224 - XX X - X X - X

Series code

Terminal number

Terminal number
02~80

Spec code

	Code	Definition A	Definition B	Definition C ⓐ
	1	3.00	7.50	1.27
ⓐ	2	2.80	2.60	1.00
ⓐ	3	1.44	3.40	1.27
ⓐ	4	1.60	2.00	1.00
ⓑ	7	3.05	3.20	1.27
	X	Customized		

Spec code

Code	Definition
0	Solder tail
X	Customized

Plating code

	Code	Definition: Contact area	Definition: Tail
	1	GOLD FLASH	
	2	Au 0.25μm	
	5	GOLD FLASH	Sn
	6	Au 0.25μm	Sn
	7	Au 0.38μm	Sn
	8	Au 0.76μm	Sn
ⓑ	J	Au 0.076μm	Sn
	X	Customized	

Insulator material & color

	Code	Definition
	1	PBT BLACK UL94V-0
ⓐ	3	LCP BLACK UL94V-0
	X	Customized

Unless otherwise specified tolerance:

X.	±0.50	X.°	±3°
.X	±0.38	.X°	±2°
.XX	±0.25		

Mark	NO.	File NO.	Signature	Date
ⓑ	2	355339	XiaoWei Pan	2018.12.10
ⓐ	7	73555	Deyu Kong	2015.11.30

DRAW	CHXIE2008.12.12
CHK	Tim2018.12.13
MAN	Spring2018.12.18
STD	Alan2018.12.18
APP	

2.00mm pitch double row terminal strips right angle

1224-XXX-XX-X

SL0.1224.100

Projection	Rev.	Weight	Scale
	A2		

All Dimensions in mm | Sheet 1 of 1

SHINNING SHENZHEN SHINNING ELECTRONIC CO.,LTD.