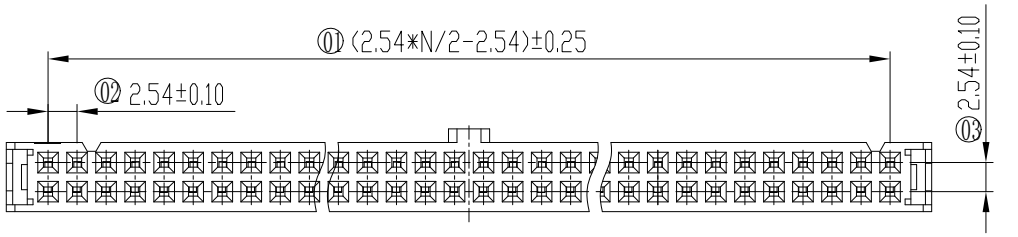

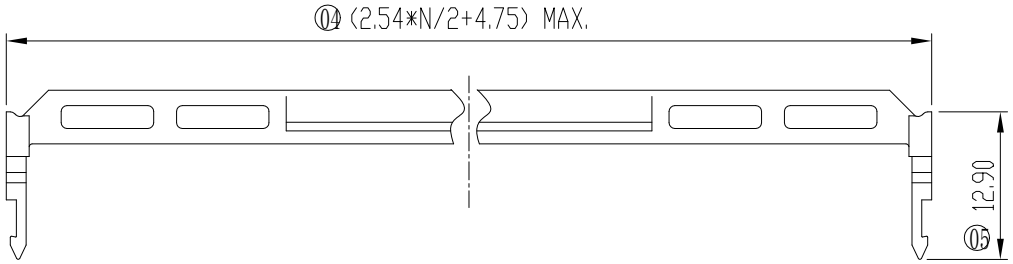

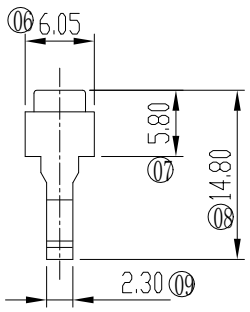

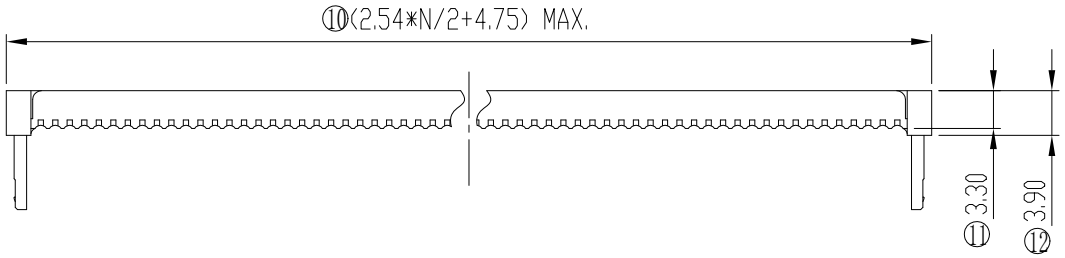

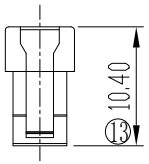

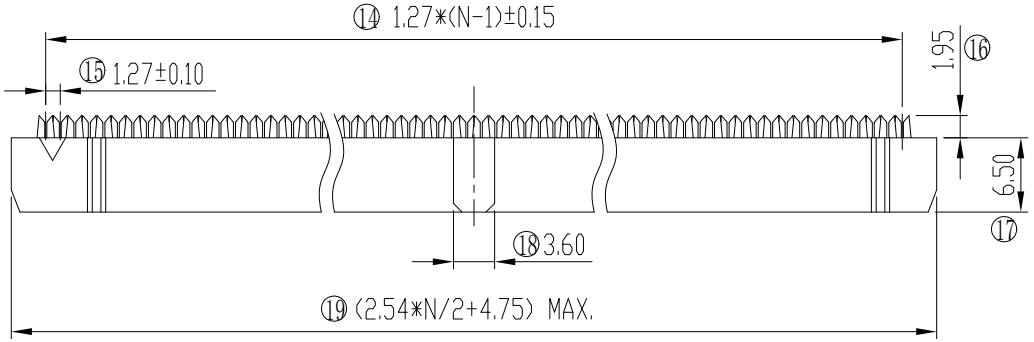

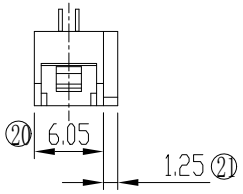

NOTE:N=terminal number

Performance characteristics:

1. Main body part material
   Insulator:See part number rule
   Terminal: Copper alloy,1.27μm Min.Ni under plated,
   outer plating see part number rule.
2. Electrical requirements:
   Current rating:1A
   Voltage rating:250V
   Contact resistance:≤20 mΩ
   Insulation resistance:≥1000 MΩ
   Withstanding voltage:1000 Vr.m.s, 1mA, 60s
3. Mechanical requirements
   Insertion force:≤3.4N/pin
   Extraction force:≥0.2 N/pin
   Durability:≥50 times
   Wire Accommodation: 26 and 28 AWG Solid and Stranded
4. Environment specification
   Working temperature:-40℃～+105℃
   Humidity:≤93% at 40℃
5. Applicable standard:IEC61076-4-104
6. Packing & storing
   Method of packing:Tray,outer box
   Storing condition:Temperature of -10℃～+40℃
   below 80% relative humidity
7. Style of installation:IDC Installation
8. To prevent the pollution of the environment product info
   RoHS agreement:In line with the European Union RoHS.

1161 - XX0 - 1 X - X

Series code

Teminal number	
Code	Definition
04	2*02
06	2*03
08	2*04
10	2*05
.....THRU 2*32	

Wire gauge	
Code	Definition
1	IDC Structure
X	Customized

Plating code		
Code	Definition	
	Contact area	Tail
1	Gold Flash	Gold Flash
2	Au 0.25μm	
3	Au 0.38μm	
4	Au 0.76μm	
5	Gold Flash	Ni
6	Au 0.25μm	
7	Au 0.38μm	
8	Au 0.76μm	

Terminal assembly	
Code	Definition
1	PBT Black UL94V-0
A	PBT Gray UL94V-0
X	Customized

Unless otherwise specified tolerance:

X.	±0.50	X.°	±3°
.X	±0.38	.X°	±2°
.XX	±0.25		

Mark	NO.	File NO.	Signature	Date
DRAW		JianBoLuo 2022.01.10		
CHK		Tim 2022.07.28		
MAN				
STD		xyliu 2022.07.29		
APP		Alan 2022.07.29		

2.54mm IDC Socket+SR

1161-XX0-1X-X

SL0.1161.001

Projection	Rev.	Weight	Scale
	A0		

All Dimensions in mm | Sheet 1 of 1

SHINNING SHENZHEN SHINNING ELECTRONIC CO.,LTD.