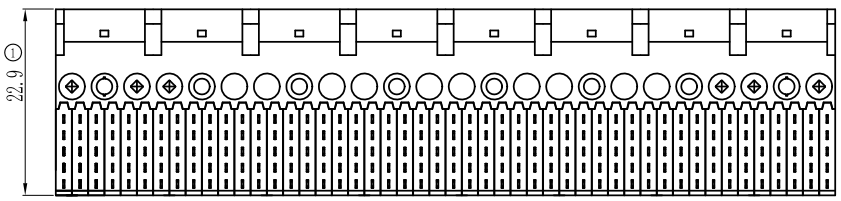

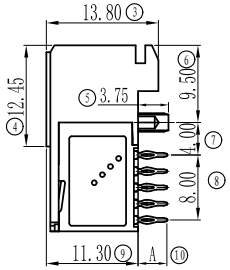

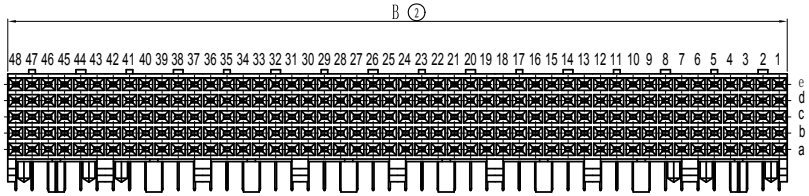

NUMBER OF CONTACTS	DIM. "B"	DIM. "C"	DIM. "D"
5X06PIN	11.98	10.00	0.00
5X12PIN	23.98	22.00	12.00
5X18PIN	35.98	34.00	24.00
5X24PIN	47.98	46.00	36.00
5X30PIN	59.98	58.00	48.00
5X36PIN	71.98	70.00	60.00
5X42PIN	83.98	82.00	72.00
5X48PIN	95.98	94.00	84.00

Performance characteristics:

1. Main body part material
   Insulator: LCP NATURE COLOR UL94V-0
   Contact terminal: Phosphor Bronze,1.27μm Ni under plated,Contact area plating see part number rule,Tail plating matte Sn 3～5μm
2. Electrical requirements:
   Contact resistance: ≤50 mΩ
   Insulation resistance: ≥1000 MΩ
   Withstanding voltage: 1000 Vr.m.s, 1mA, 60s
3. Mechanical requirements
   Insertion force:≤0.45N/pin
   Extraction force:≥0.15N/pin
4. Environment specification
   Working temperature: -55℃～+125℃
5. Applicable standard: IEC61076-4-104
6. Packing & storing
   Method of packing: small box,inner box, outer box
   Storing condition: temperature of -10℃～+40℃ below 80% relative humidity
7. Style of installation: Press-fit pcb installation
8. To prevent the pollution of the environment product info
   RoHS agreement: In line with the European Union RoHS

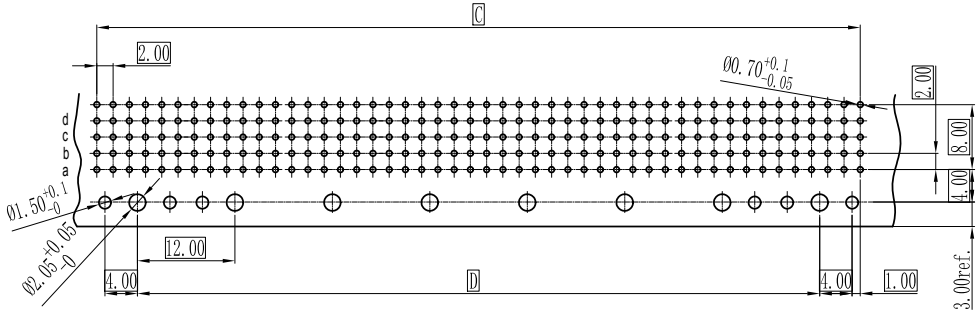

RECOMMENDED PCB LAYOUT

1792 - 5X 0- X X - X

Series code

Model code	
Code	Definition
51	5x06
52	5x12
53	5x18
54	5x24
55	5x30
56	5x36
57	5x42
58	5x48

Contact pattern code	
Code	Definition
0	Non Definition

Tail length code	
Code	DIM A
1	A=2.73
2	A=3.53

Plating code		
Code	Definition	
	Contact plating	Tail plating
6	Au 0.25μm	Sn
7	Au 0.38μm	
8	Au 0.76μm	
E	PdNi 0.38μm+Gold flash	
F	PdNi 0.76μm+Gold flash	
X	Customized	

Insulator material&color	
Code	Definition
N	LCP Nature UL94V-0

Unless otherwise specified tolerance:

X.	±0.50	X.°	±3°
.X	±0.38	.X°	±2°
.XX	±0.25		

Mark	NO.	File NO.	Signature	Date
DRAW		Jiangbo Liu 2019.07.29		
CHK		Lawrence 2019.08-01		
MAN				
STD		Laijuanli 2019.08.02		
APP		Alan 2019.08.02		

HM1 Series 2mm Signal Right Angle Female Press fit Connector

1792-5X0-XX-X

SL0.1792.009

Projection	Rev.	Weight	Scale
	A0		

All Dimensions in mm | Sheet 1 of 1

SHINNING SHENZHEN SHINNING ELECTRONIC CO.,LTD.